

Elementary Animal Research Project



Animal Research Project



Dear Parents,
Beginning the week of _____ we will begin a unit on animals. As part of our study, each child will need to create a project about an animal. The project will begin with each student choosing the animal they wish to research (we will do this in class). Next, they will use a research fact sheet to find specific information at home about the animal they have chosen. Encyclopedias, other books, the library and the internet are all good research tools. They will be given time during school to go to the school library as well to find books about their animal. Then, they will use the information they gathered about the animal to create some type of display about the animal. The student will be required to present the final project to the class. Rehearsing the presentation at home may be helpful for you child.

Some examples of final project displays are:

- * a student-made poster with a picture of the animal (either drawn or glued to the poster) and a neat listing the information gathered during research
- * a student-made book about the animal with illustrations and sentences use the information gathered during research
- * a shoe box display of the animal in its habitat with labels to mark the names of the animal (female, male, and babies), the name of what it eats, name of where it lives, etc and other information gathered during research
- * a Power Point slide show with clip art and sentences that list the information gathered during research (see can show the power point in class)
- * a costume of the animal that the student can wear while verbally telling the information (like gathered during research)
- * a mobile about the animal that lists the information gathered during research
- * a student-created poem or song about an animal that includes all the information requested on the research sheet

My Animal Research Fact Sheet by _____

Name of Animal: _____

1. Where does it live? _____

2. What does it eat? _____

3. The males of this animal are called _____

4. The females of this animal are called _____

5. The babies of this animal are called _____

6. Groups of this animal are called _____

7. What animal group is this animal in? (Circle your answer)

amphibian bird fish
invertebrate mammal reptile

Animal Research Project Rubric for _____

	Yes 10 points	Some 5 points	No 0 points	
1. I decided on an animal to research.	☺	☹	☹	
2. I researched the information about my animal.	☺	☹	☹	
3. I neatly completed the research page.	☺	☹	☹	
4. I have no misspelled words or grammatical errors on my research page.	☺	☹	☹	
5. I turned in my research page on time.	☺	☹	☹	
6. I completed a display project about my animal.	☺	☹	☹	
7. My display is neat.	☺	☹	☹	
8. I included all information from my research page on my display project.	☺	☹	☹	
9. I turned in my display project on time.	☺	☹	☹	
10. I shared my display project with the class.	☺	☹	☹	
Total points for each column				Grand Total
				Final Grade

© 2006 ATBOT/The Book Bug

Freebie from



Rubric for Animal Project
Student's Name: _____
Due Date: _____

	Biologist 3 points	Zoo Keeper 2 points	Trainer 1 point	Grounds Keeper 0 points	Total
research fact page is turned in on the day of the due date.	The research fact sheet includes all of 9 items of the information requested.	The research fact sheet includes only 7 out of 9 items of the information requested.	The research fact sheet includes only 5 out of 9 items of the information requested.	The research fact sheet includes less than 7 out of 9 items of the information requested.	
research fact page is turned in on the day of the due date.	The research fact page is turned in on the day of the due date, but is incomplete OR the research fact page is not turned in at all.	The research fact page is turned in on the day of the due date, but is incomplete OR the research fact page is not turned in at all.	The research fact page is turned in on the day of the due date, but is incomplete OR the research fact page is not turned in at all.	The research fact page is turned in on the day of the due date, but is incomplete OR the research fact page is not turned in at all.	
Ownership and Description	Name is written on the final project display by the student and the title AND the description of the final project is also on the project.	Name is written on the project by the student and the name or description of the final project display is attached, but may not be legible.	Either the student's name or the final project's title or description is missing and/or may not be legible.	The final project display is missing the student's name or description.	
Following Guidelines	The final project display includes all of the information requested on the research fact sheet.	The final project display includes only 10 out of 11 items requested on the research fact sheet.	The final project display includes only 9 out of 11 items requested on the research fact sheet.	The final project display includes less than 9 out of 11 items requested on the research fact sheet.	
Quality and Creativity	The project shows great thought and effort. Work done on the project is neat and legible.	The project shows some thought and effort. Work done on the project is somewhat neat and legible.	The project shows little thought and effort. Work done on the project is not neat and legible.	The project is sloppy and hurriedly completed OR it did not follow the research fact sheet.	

Thank you for downloading this free elementary animal research project.

It's a perfect culminating activity for an animal unit. Included in the packet is a rubric for the project as well as a student rubric for each student to complete about their own project.

If you enjoy this download, please let me know on Teachers Pay Teachers. You can also check out the other items in my store by going to

<http://www.teacherspayteachers.com/Store/Atbotthe-Book-Bug>

If you like what you see here, you might enjoy my website and facebook page. Check them out at <http://bit.ly/atbotws> and <http://www.facebook.com/ATBOT>

I also have a School Library Media Specialist blog, The Book Bug, with freebies and interesting activities you might enjoy. Check it out at

<http://mrsnthebookbug.blogspot.com/> and my facebook page <https://www.facebook.com/TheBookBugblog>

You can also find me on [Twitter](#) , [Pinterest](#) and [Google +](#). =)

If you have any questions, you can email me at jnase1@gmail.com

Thanks!

The clipart used in these files can be found at the following links:

<https://www.teacherspayteachers.com/Store/Krista-Wallden>

<https://www.teacherspayteachers.com/Store/Lovin-Lit>

<https://www.teacherspayteachers.com/Store/From-The-Pond>

<https://www.teacherspayteachers.com/Store/A-Sketchy-Guy>

<https://www.teacherspayteachers.com/Store/Ashley-Hughes-38>

<https://www.teacherspayteachers.com/Store/Sonya-Dehart-Design>

<https://www.teacherspayteachers.com/Store/Whimsy-Clips>


<https://www.teacherspayteachers.com/Store/Educlips>

<https://www.teacherspayteachers.com/Store/Zip-a-dee-doo-dah-Designs>


Go Nase



credits:



Animal Research Project



Dear Parents,

Beginning the week of _____, we will begin a unit on animals. As part of our study, each child will need to create a project about an animal. The project will begin with each student choosing the animal they wish to research (we will do this in class). Next, they will use a research fact sheet to find specific information at home about the animal they have chosen. Encyclopedias, other books, the library and the internet are all good research tools. They will be given time during school to go to the school library as well to find books about their animal. Then, they will use the information they gathered about the animal to create some type of display about the animal. The student will be required to present the final project to the class. Rehearsing the presentation at home may be helpful for your child.

Some examples of final project displays are

- * a student-made poster with a picture of the animal (either drawn on or glued to the poster) and a neat listing of the information gathered during research
- * a student-made book about the animal with illustrations and sentences that use the information gathered during research
- * a shoe box display of the animal in its habitat with labels to mark the names of the animal (female, male, and babies), the name of what it eats, the name of where it lives, etc and other information gathered during research
- * a Power Point slide show with clip art and sentences that list the information gathered during research (we can show the power point in class)
- * a costume of the animal that the student can wear while verbally telling the information (s)he gathered during research
- * a mobile about the animal that lists the information gathered during research
- * a student-created poem or song about an animal that includes all the information requested on the research sheet

These are just a few examples. If you and your child come up with a different idea, you are welcomed to use it as long as it contains all the information that your child is required to research.

The due date for the RESEARCH FACT SHEET will be _____. The due date for the FINAL PROJECT DISPLAY will be _____. Attached is a copy of the research page and rubric that will be used to determine your child's grade. Each child will also complete a self-evaluation rubric to evaluate their own work after the project is turned in and presented. The completion of the self-evaluation rubric will count as part of the requirements on the final project rubric. The final project grade will be figured by the final project rubric and will be what is recorded. This grade will count towards a part of your child's Science grade on the report card.



Please sign and cut along the dotted line. Return bottom portion to school, but keep the top portion at home.

Child's Name _____

I know that my child is to complete a RESEARCH FACT SHEET about an animal and that the page is due on _____.

I know that my child is also to complete a FINAL PROJECT DISPLAY about that same animal and that the project is due on _____.

I understand that these two assignments will count towards a part of my child's Science grade on the report card.

Parent's signature

Date

My Animal Research Fact Sheet

by _____

Name of Animal _____

1. Where does it live? _____

2. What does it eat? _____

3. The males of this animal are called
_____ .

4. The females of this animal are called
_____ .

5. The babies of this animal are called
_____ .

6. Groups of this animal are called
_____ .

7. What animal group is this animal in?
(Circle your answer)

amphibian

bird

fish

insect

invertebrate

mammal

reptile

8. List 3 interesting facts about this animal.

1)

2)

3)



9. How was this animal research fact sheet completed? (circle one)

all on my own

with a little help from an adult

an adult did most of the work

an adult did all of the work



Rubric for Animal Project

Student's Name: _____

Due Date: _____

	Zoologist 3 points	Zoo Keeper 2 points	Trainer 1 point	Grounds Keeper 0 points	Totals
Research	The research fact sheet includes all of the information requested.	The research fact sheet includes only 8 out of 9 items of the information requested.	The research fact sheet includes only 7 out of 9 items of the information requested.	The research sheet includes less than 7 out of 9 items of the information requested.	
Meeting the First Deadline	The research fact page is turned in on the morning of the due date.	The research fact page is turned in later on the day (such as at lunchtime or in the afternoon) of the due date.	The research fact page is turned in on the day of the due date, but is incomplete OR the research fact page is turned in late, but is complete.	The research fact page is turned in late and is incomplete OR the research fact page is not turned in at all.	
Ownership and Description	Name is written on the final project display by the student and the title or description of the final project is also on the project.	Name is written on the project by the student and the name or description of the final project display is attached, but may not be legible.	Either the student's name or the final project's title or description is missing and/or may not be legible.	The final project display is missing the student's name AND the project's title or description.	
Following Guidelines	The final project display includes all of the information requested on the research fact sheet.	The final project display includes only 8 out of 9 items requested on the research fact sheet.	The final project display includes only 7 out of 9 items requested on the research fact sheet.	The final project display includes less than 6 out of 9 items requested on the research fact sheet.	
Quality and Creativity	The project shows great thought and effort. Work is done entirely by the student. It is attractive and pleasant to look at. No other project is like this project. It is unique.	The project is well thought out, neat and complete, but may not be unique and original. A parent may have helped complete the project. Other projects may be the same as this project.	Project may be well thought out, but is sloppy and put together quickly. A parent may have done most of the work. Project may not be original or unique.	Project is sloppy and hurriedly completed OR a parent did the entire project for the student. No originality or creativity is present.	

<p>Presentation</p>	<p>Student showed excellent knowledge of content, needing no cues and showing no hesitation in completing the presentation about his/her animal.</p> <p>Student was completely prepared and had obviously rehearsed.</p> <p>The presentation generated a strong interest and enthusiasm in others about the animal presented.</p>	<p>The student showed excellent knowledge of content, but once needed help to complete part of the presentation.</p> <p>Student seemed adequately prepared, but might have needed a couple more rehearsals of the presentation.</p> <p>The presentation sometimes generated a strong interest and enthusiasm in others about the animal presented.</p>	<p>Student showed excellent knowledge of content, but often needed help to complete part of the presentation.</p> <p>Student seemed some-what prepared, but might have needed a few more rehearsals of the presentation.</p> <p>Facial expressions and body language of the student were used to try to generate enthusiasm, but seemed somewhat faked or forced.</p>	<p>The student needed frequent help to complete the presentation.</p> <p>The student did not seem at all prepared to present.</p> <p>Very little use of facial expressions or body language was used by the student. The presentation did not generate much interest about the animal presented.</p>	
<p>Self-Assessment</p>	<p>Student honestly and unbiasedly completed a self-evaluation on his/her project.</p>	<p>The student partially completed the self-evaluation, and always gave honest scores based on the project. OR the student completely filled out the evaluation, but the scoring appeared somewhat biased.</p>	<p>The student partially filled out the self-evaluation, and the scoring appeared biased.</p>	<p>The student did not fill out the self-evaluation.</p>	
<p>Meeting Final Deadline</p>	<p>The final project display is turned in on the morning of the due date.</p>	<p>The final project display is turned in later on the day (such as at lunchtime or in the afternoon) of the due date.</p>	<p>The final project display is turned in on the day of the due date, but is incomplete.</p>	<p>The final project display is turned in after the day of the due date or not turned in at all.</p>	
<p>What kind of Animal Expert are you?</p>				<p>Grand Total</p>	

<p>24-22 points</p>	<p>A</p>	<p>Zoologist</p>
<p>21-20 points</p>	<p>B</p>	<p>Zoo Keeper</p>

<p>19-18 points</p>	<p>C</p>	<p>Trainer</p>
<p>8 points or less</p>	<p>F</p>	<p>Grounds Keeper</p>

Animal Research Project Rubric
for _____

	Yes 10 points	Some 5 points	No 0 points	
1. I decided on an animal to research.	☺	☹	☹	
2. I researched the information about my animal.	☺	☹	☹	
3. I <u>neatly completed</u> the research page .	☺	☹	☹	
4. I have <u>no</u> misspelled words or grammatical errors on my research page.	☺	☹	☹	
5. I turned in my research page on time.	☺	☹	☹	
6. I completed a display project about my animal.	☺	☹	☹	
7. My display is neat.	☺	☹	☹	
8. I included all information from my research page on my display project.	☺	☹	☹	
9. I turned in my display project on time.	☺	☹	☹	Grand
10. I shared my display project with the class.	☺	☹	☹	Total
Total points for each column				
Final Grade →				